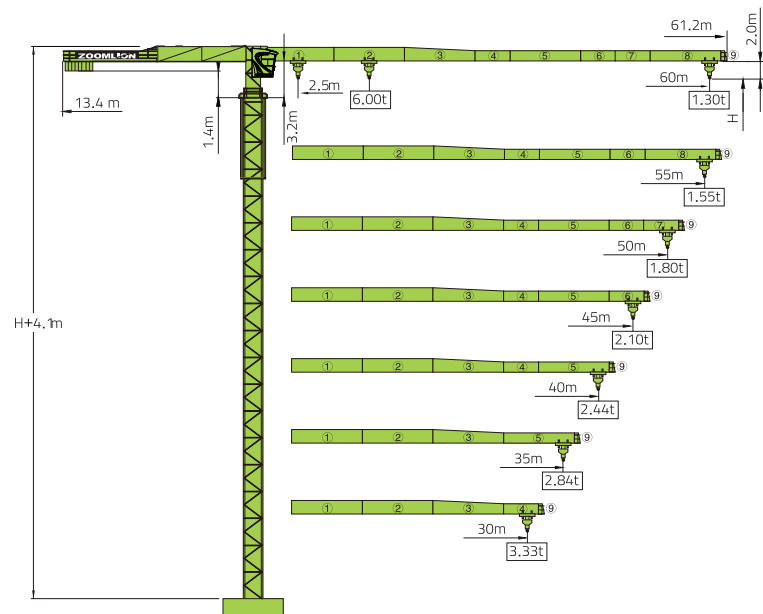


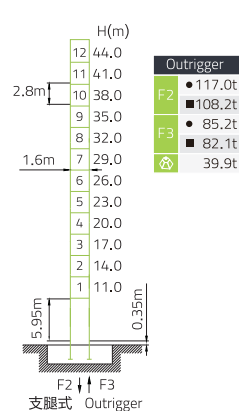
T6013-6



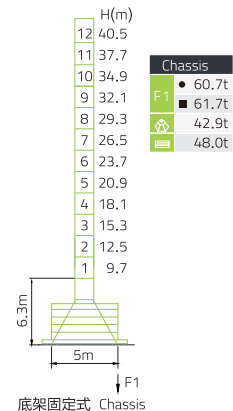
Counter-jib Balles		3500-2500 KG		
		(kg)	PHZ3500	PHZ2500
60m	13.4m	17500	5	0
55m	13.4m	16500	4	1
50m	13.4m	15500	3	2
45m	13.4m	14000	4	0
40m	13.4m	13000	3	1
35m	13.4m	10500	3	0
30m	13.4m	8500	1	2

Final product specification shall be in accordance with purchase order or sales contract only

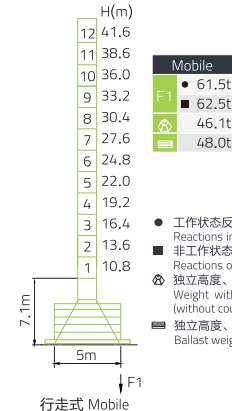
塔身 Masts / 反力 Reactions / T6013-6A



Outrigger	Value
F2	● 117.0t
F2	■ 108.2t
F3	● 85.2t
F3	■ 82.1t
	♻️ 39.9t



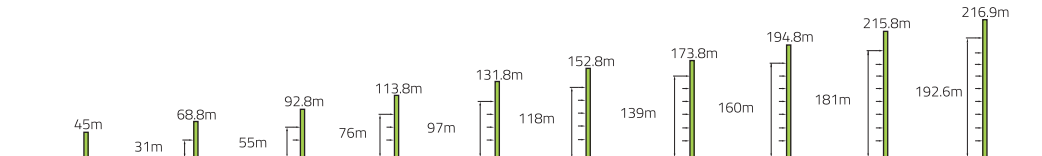
Chassis	Value
F1	● 60.7t
F1	■ 61.7t
	♻️ 42.9t
	≡ 48.0t



Mobile	Value
F1	● 61.5t
F1	■ 62.5t
	♻️ 46.1t
	≡ 48.0t

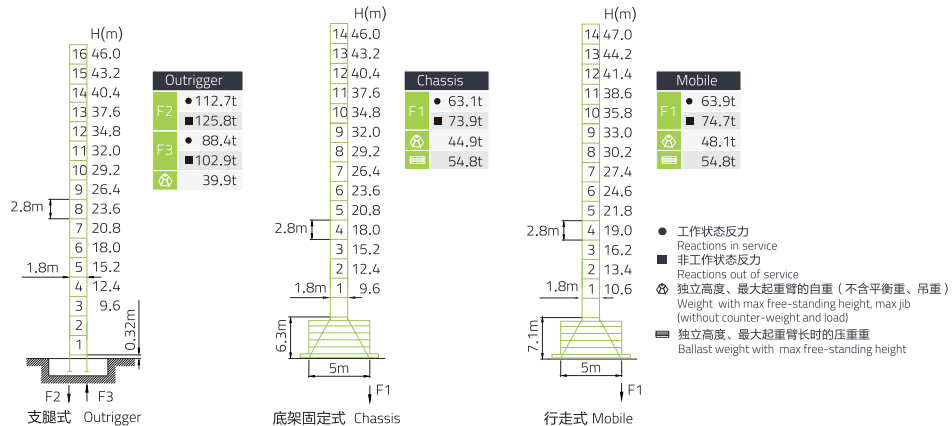
- 工作状态反力
Reactions in service
- 非工作状态反力
Reactions out of service
- ♻️ 独立高度、最大起重臂的自重 (不含平衡重、吊重)
Weight with max free-standing height, max jib (without counter-weight and load)
- ≡ 独立高度、最大起重臂长时的压重重
Ballast weight with max free-standing height

附着 Anchorages / T6013-6A

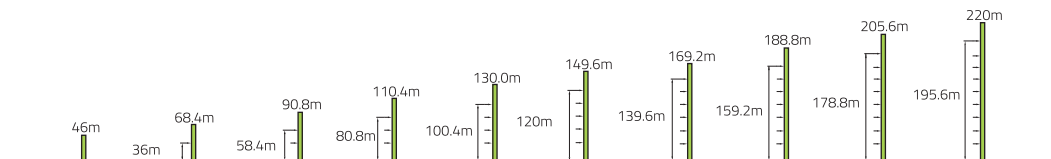


T6013-6

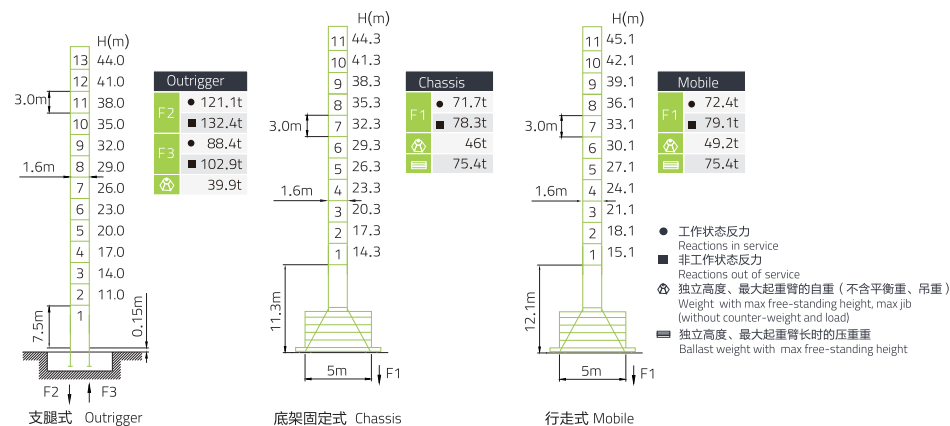
塔身 Masts / 反力 Reactions / T6013-6B



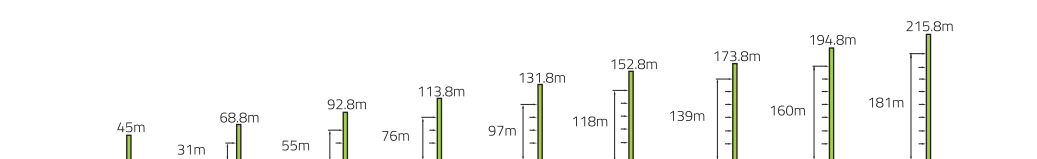
附着 Anchorages / T6013-6B



塔身 Masts / 反力 Reactions / T6013-6F



附着 Anchorages / T6013-6F



T6013-6

起重特性 Load Diagrams

		Max Capacity m/t	25.0	28.0	30.0	35.0	40.0	45.0	50.0	55.0	60.0
60.0 (R=61.0)		2.5~33.6/3.00	3.00		2.85	2.38	2.02	1.73	1.50	1.30	
		2.5~19.0/6.00	4.29	3.72	3.40	2.77	2.31	1.95	1.66	1.42	1.23
55.0 (R=56.0)		2.5~34.4/3.00	3.00		2.93	2.46	2.09	1.79	1.55		
		2.5~19.4/6.00	4.41	3.83	3.50	2.86	2.38	2.01	1.72	1.48	
50.0 (R=51.0)		2.5~34.5/3.00	3.00		2.95	2.47	2.10	1.80			
		2.5~19.5/6.00	4.43	3.85	3.52	2.88	2.39	2.02	1.73		
45.0 (R=46.0)		2.5~34.6/3.00	3.00		2.95	2.47	2.10				
		2.5~19.5/6.00	4.44	3.85	3.53	2.88	2.40	2.03			
40.0 (R=41.0)		2.5~34.3/3.00	3.00		2.92	2.44					
		2.5~19.4/6.00	4.39	3.81	3.48	2.84	2.37				
35.0 (R=36.0)		2.5~34.2/3.00	3.00		2.84						
		2.5~19.0/6.00	4.28	3.71	3.39	2.77					
30.0 (R=31.0)		2.5~30.0/3.00	3.00								
		2.5~18.7/6.00	4.20	3.64	3.33						

传动机构 Mechanisms

配置 Configuration			bd				kW		
			IV	V	IV	V			
	起升 Hoisting	H24WP15-440-b	m/min	40	80	20	40	24/24	440m(6 layers)
		t	3	1.5	6	3			
	起升 Hoisting	H25FP15-440-e	m/min	40	80	20	40	25	359m(5 layers)
		t	3	1.5	6	3			
	回转 Slewing	S40CR-100A10/12A	r/min	0~0.6				2x4.0	① 超出咨询我们 Consult us if overtop ① 双速绕线机构 Two speed 起升:H24WP15-440-b 回转:S40CR-100A10/12A 变幅:BE333E ② 变频机构 Frequency 起升:H25FP15-440-e 回转:S40CR-100A10/12A 变幅:T30FC60
	变幅 Trolleying	BE33E	m/min	50/25				3.3	
		T30FC60	m/min	0~50				3	
	行走 Travelling	ZA52-D	m/min	0~25				2x5.2	
		380V(±10%)50Hz		35.3+2x5.2kW (双速绕线机构 Two speed)					
				36.0+2x5.2kW (全变频机构 Frequency)					