

150 ton capacity
ZCT1500V633



ZOOMLION

4.0
PRODUCTS



VISION CREATES FUTURE

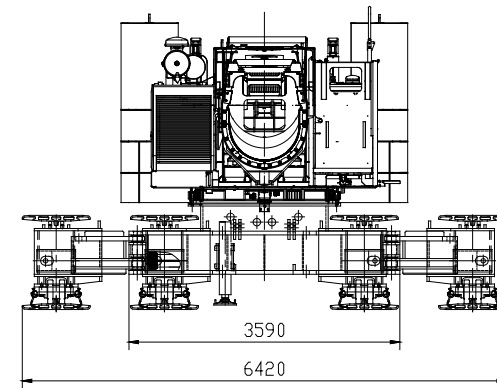
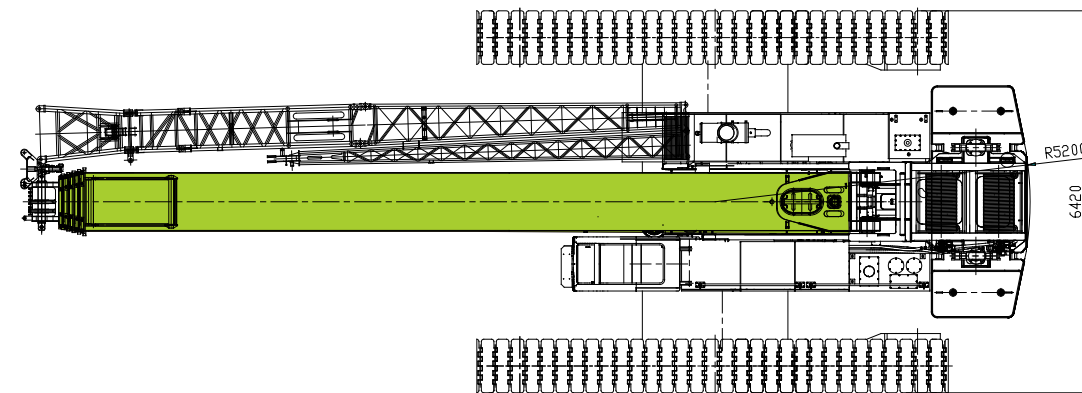
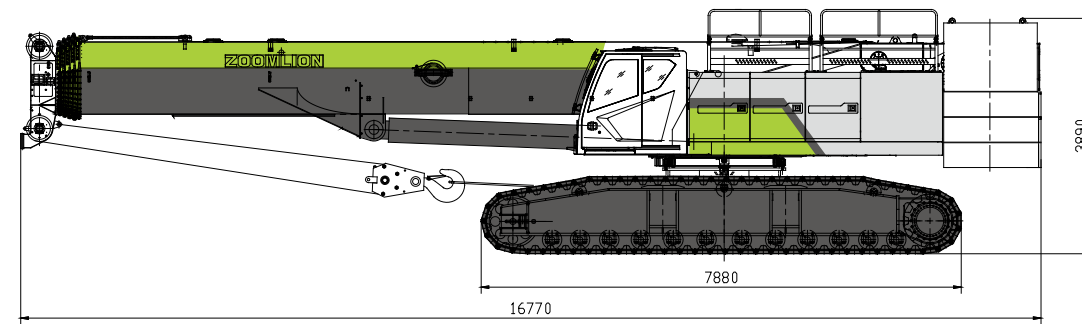


CONTENTS

ZCT1500V DIMENSIONS	01
ZCT1500V TECHNICAL FEATURE	02
ZCT1500V TECHNICAL DESCRIPTION	02/03
ZCT1500V LIFTING PERFORMANCE	03/06
ZCT1500V LIFTING PERFORMANCE	06/08
ZCT1500V MAIN TECHNICAL PARAMETERS	08



DIMENSIONS



TECHNICAL FEATURE

Stronger Lifting performance

- Leading the Industry Maximum lifting moment of the basic boom is 5220KN.
- The longest main boom is 65 meters.
- Lifting weight is more than 30% higher than that of the competitive products.
- Equipped With goose head working mode.

Easy Transportation

- The width of the vehicle for short distance transportation is 3.6m and the track frame does not need to be removed.
- Counterweight can be self-assembled.
- Minimum tail swing radius 5.2m which meets narrow working space.

Strong Road adaptability

- Using large gauge retractable track special chassis, the vehicle has good stability, strong driving force and strong grade ability.

TECHNICAL DESCRIPTION



Engine

Engine model: Weichai WP10G336E344 (optional: Cummins QSL9-C280).
 Type: six-cylinder in-line, intercooling turbo-charged diesel engine.
 Rated power: 247kW/1900r/min (209/2000).
 Max. torque: 1550N.m/1100-1400r/min (1424/1500).
 Emission standard: Chinese National Stage III (US Tier 3).
 Fuel tank capacity: 600L.



Hydraulic system

The superstructure adopts an electro-hydraulic pilot proportionally controlled hydraulic system which is controlled by the integrated computer, therefore high operational comfort, sound fine and simultaneous movements are realized. The hydraulic system is a variable system combines open-type and close-type characteristics. Small hydraulic loss, high working efficiency and movement accuracy, stable and reliable operations and stepless speed adjustment are assured. A counterweight handling system and a cab tilting mechanism are also installed. Stable startup and braking performance and high system reliability are assured. The oil cooler for hydraulic system: a radiator driven by a high-power hydraulic motor, 47 kW. Hydraulic oil tank capacity: 1000 L.



TECHNICAL DESCRIPTION



Swing

The slewing mechanism consists of a hydraulic motor and planetary reducer. The dual-reducer slewing mechanism, and the slewing ring which is external engaged with the reducer, realizes large output torque and stable transmission of force.

The crane is capable of conducting controllable free swing during lifting operation where the crane is automatically aligned to the slewing center relative to the load.

A slewing cushion valve and a normally-closed brake are installed to ensure stable and reliable slewing.



Hoisting winch

It consists of a main hoist mechanism and an auxiliary hoist mechanism.

The two hoist mechanisms are driven by an axial plunger hydraulic motor with a built-in planetary gear reducer to lift or lower the hook.

A brake is fitted between the motor and reducer.

The two winch mechanisms can be controlled independently and also can carry out simultaneous movements.

The auxiliary hoist winch is of same model of the main winch, and both of them adopt a variable motor. The main winch is installed with an overlowering protection device which gives alarm when there are only 3 wraps of wire rope left on the drum.

The sealed-in planetary reducer is of a compact structure, light deadweight and high reliability.

Specifications for high-tensile torsion resistant hoist rope:

Diameter: 22.0mm.

Strength grade: 1960 N/mm².

Length of main hoist rope: 320m.

Length of auxiliary hoist rope: 22 m.

Single rope pulling force: 10.7t.

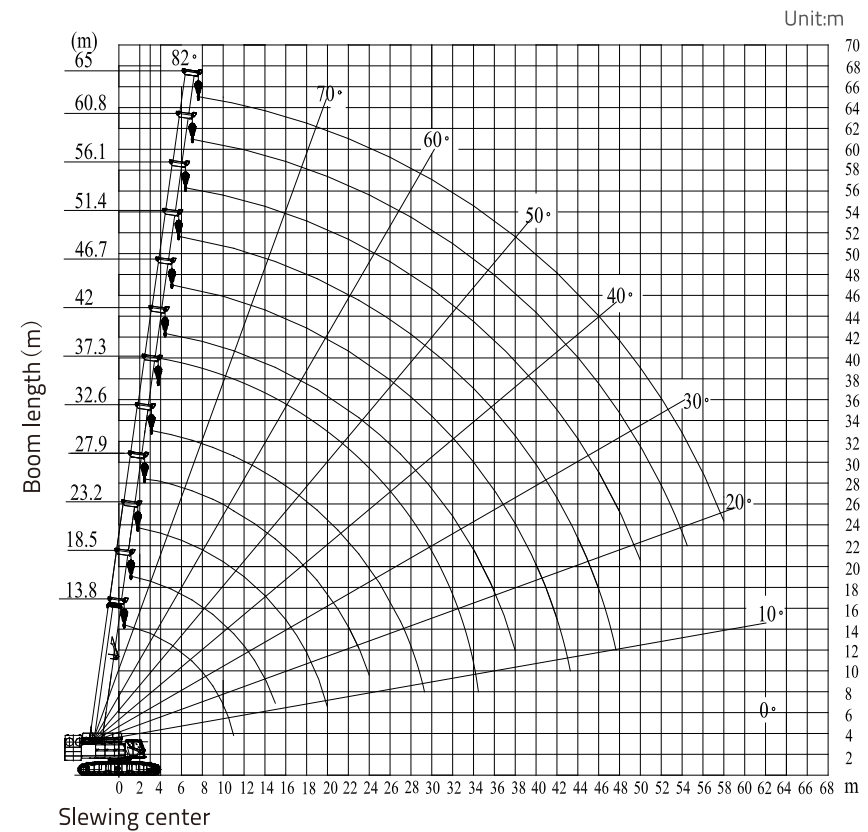
LIFTING PERFORMANCE

Work conditions and rated capacity charts

Working range

Lifts with the boom only

Lifting height chart Boom deflection not considered



LIFTING PERFORMANCE

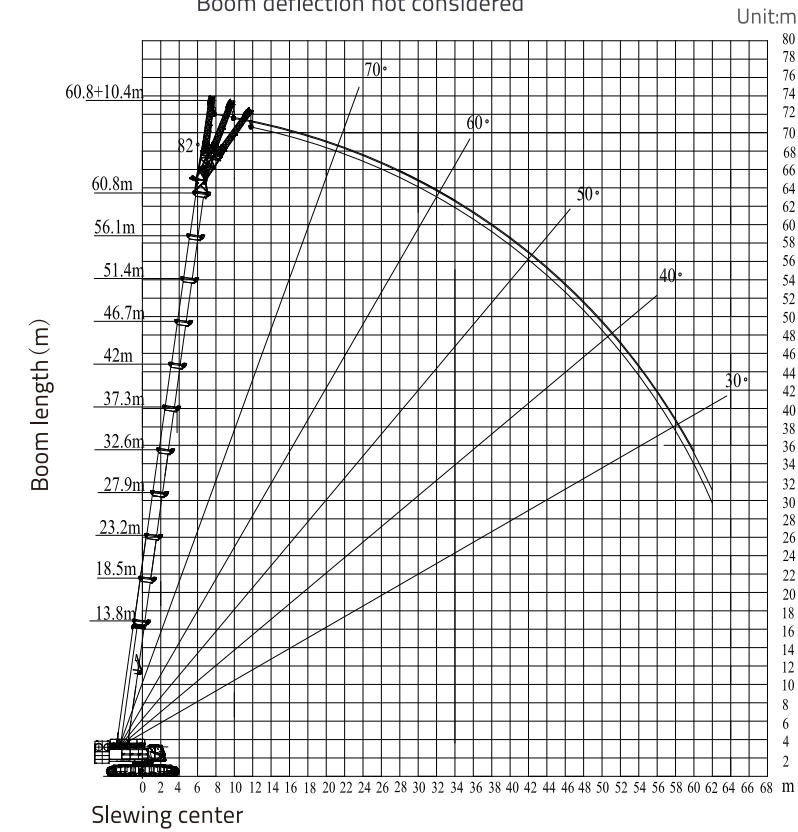
Work conditions and rated capacity charts

Working range

Lifts with boom and jib

Boom + 10.4m jib

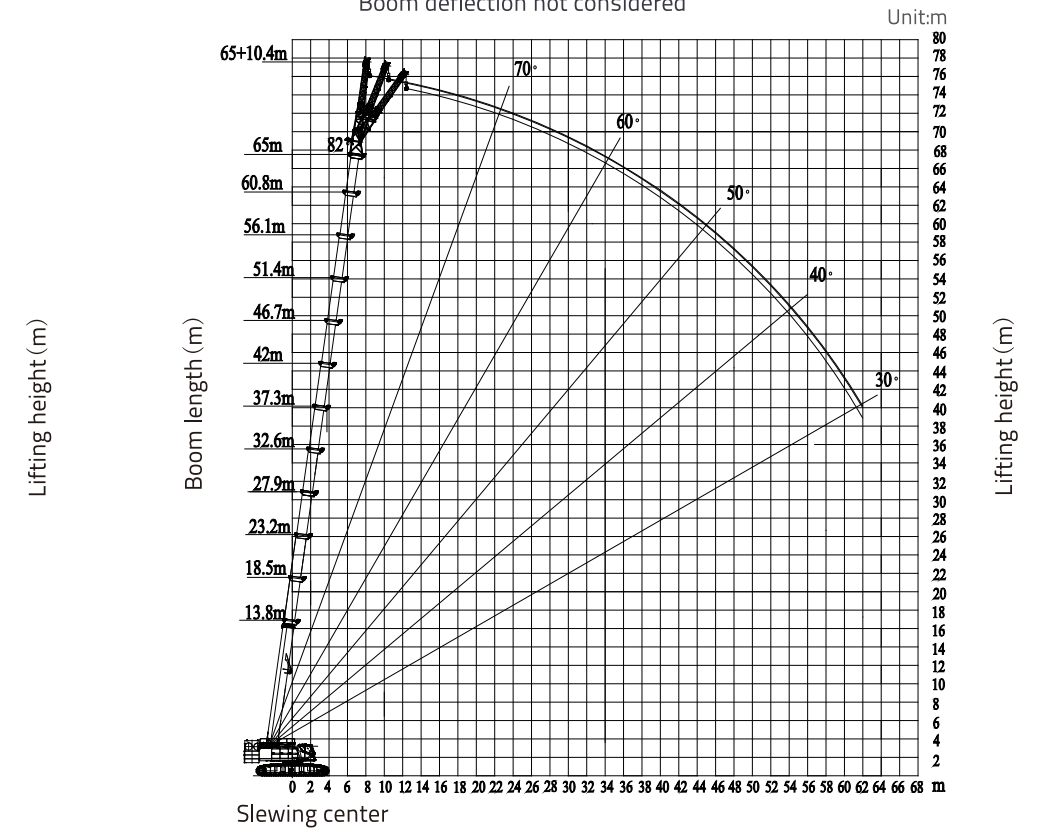
Lifting height chart (60.8m boom + 10.4 m jib)
Boom deflection not considered



Lifts with boom and jib

Boom + 10.4m jib

Lifting height chart (65m boom + 10.4 m jib)
Boom deflection not considered



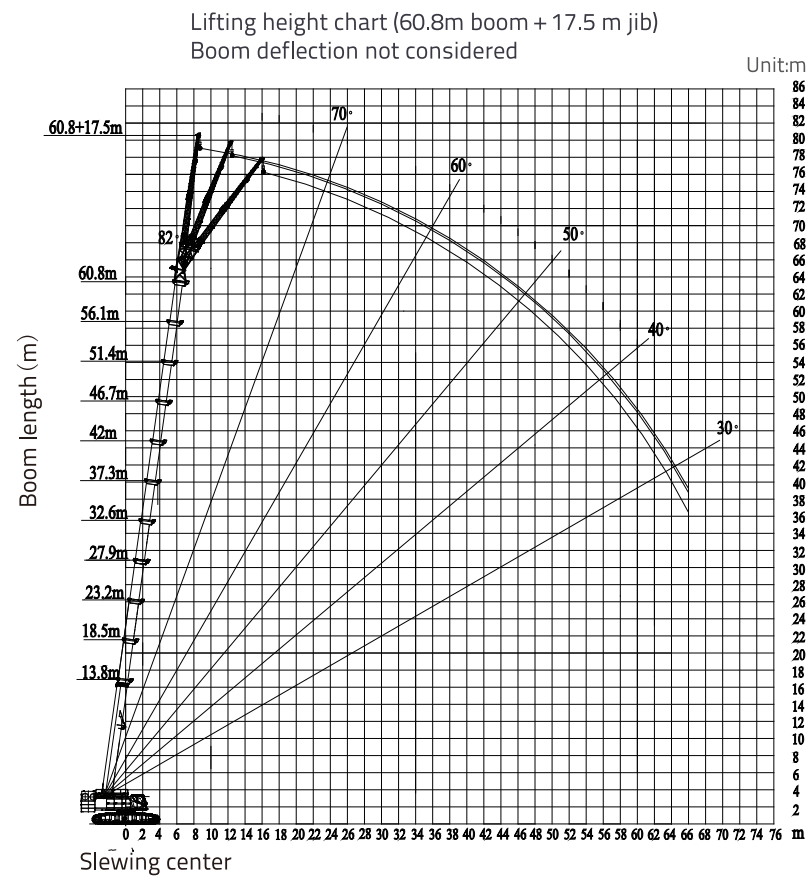
LIFTING PERFORMANCE

Work conditions and rated capacity charts

Working range

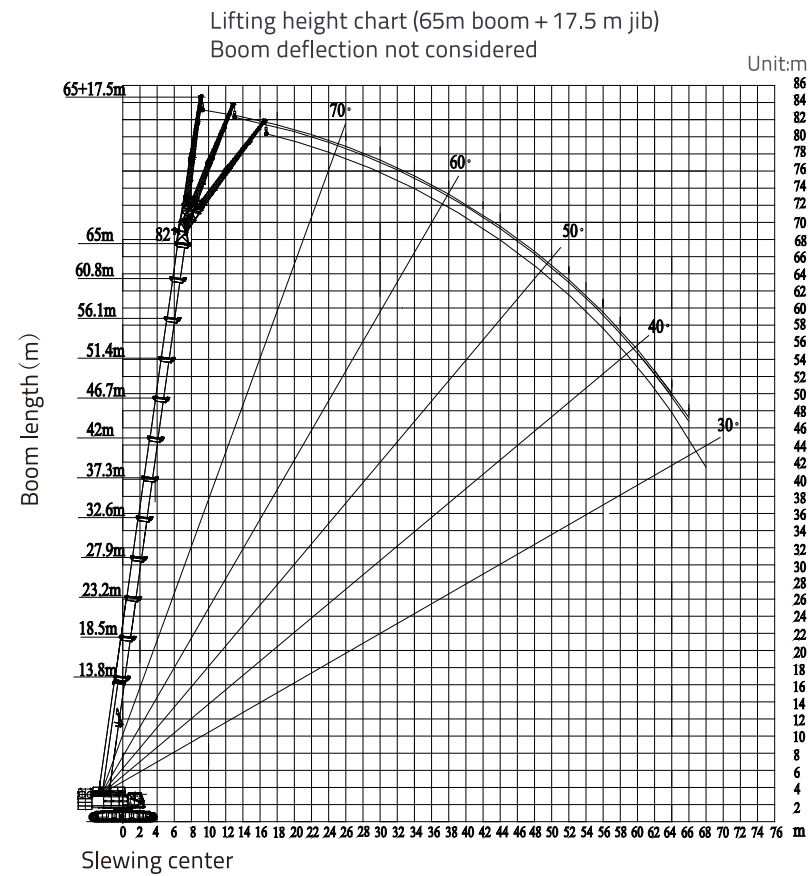
Lifts with boom and jib

Boom + 17.5m jib



Lifts with boom and jib

Boom + 17.5m jib



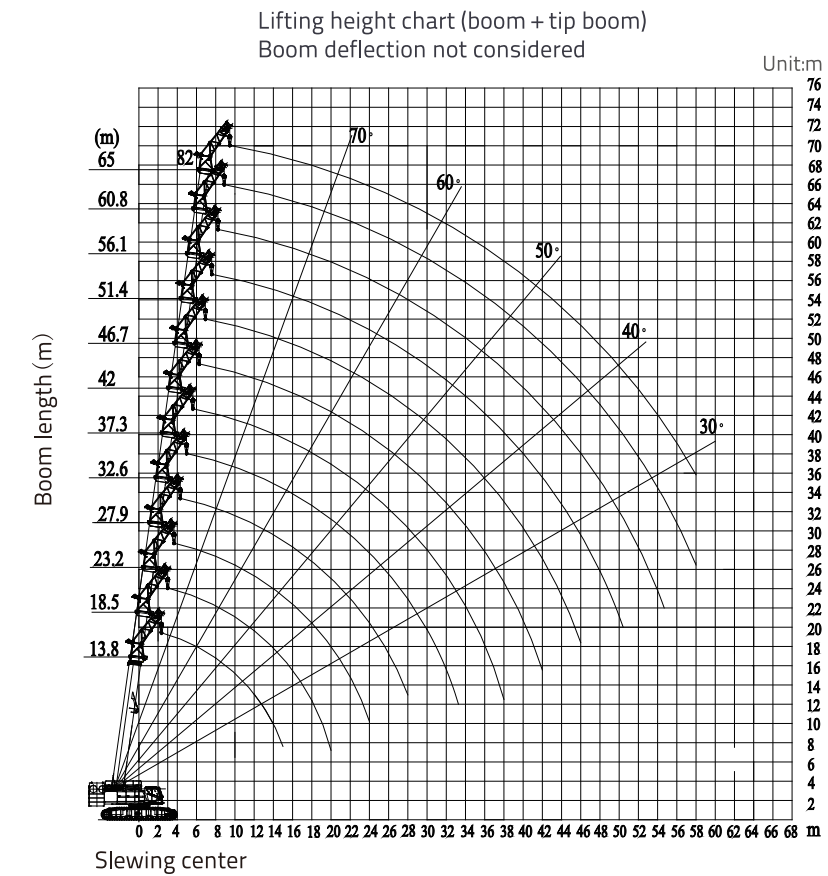
LIFTING PERFORMANCE

Work conditions and rated capacity charts

Working range

Lifts with boom and jib

Boom + 4.9m tip boom



LIFTING PERFORMANCE

Rated lifting capacity with boom

Unit:t

Over 360° working range, with 40t counterweight and 7t balance weight, with crawler carrier fully extended

Working radius (m)	Boom (m) Crane gradient												
	13.8°	18.5°	18.5	18.5	18.5	23.2°	23.2	23.2	23.2	23.2	27.9°	27.9	
2.5	150	0°	0°	0°	0°	0°	0°	0°	0°	0°	0°	0°	0°
3	135	115	53.5	105	105								
3.5	130	110	51	98	98	105	26	103	55	76			
4	120	107	48	90	90	100	25	96	53	72	85	28	
4.5	110	100	46	85	85	90	24	90	50	67	85	26	
5	100	96	44	80	80	88	23	88	48	63	82	25	
5.5	90	89	42	75	75	82	21.5	82	46	60	78	24	
6	85	81	40	72	72	78	20.5	78	45	56	75	23	
6.5	82	75	38.5	68	68	75	19.5	75	43	53	70	22	
7	74	70	37	66	66	70	18.5	70	40	50	62	21	
8	62	62	35	60	60	62	17	60	39	46	58	19	
9	53	54	32.5	50	50	50	16	49	36	42	55	18	
10	45	45	30.5	42	42	42	15	41	34	40	47	17	
11	38	39	29	36	36	35	14	36	33	36	40	16	
12		33	27.5	31	31	31	13	32	30	32	34	15	
13		30	26	28	28	27	12	28	29	28	30	14	
14		26	25	25	25	25	11.5	25	26	25	26	13.5	
15		23	23	22	22	23	11	22	23	22	23	13	
16						20	10.5	20	21	20	20	12	
18						16	9.5	17	18	17	17	11	
20						13	9	14	15	14	14	10.5	
22											12	9.5	
24												10	9
26													
28													
30													
32													
34													
36													
38													
40													
42													
44													
46													
48													
50													
52													
54													
56													
58													
Reeving	14	12	12	11	11	11	9						
Main hook	150t	110t	110t	110t	110t	110t	110t						
Telescope mode	I	1	1	1	1	1	2	1	1	1	1	2	1
	II	1	2	1	1	1	2	1	2	1	1	2	1
	III	1	1	1	2	1	1	1	2	1	2	2	1
	IV	1	1	1	1	2	1	1	1	2	2	1	2
	V	1	1	2	1	1	1	3	1	2	1	1	3



